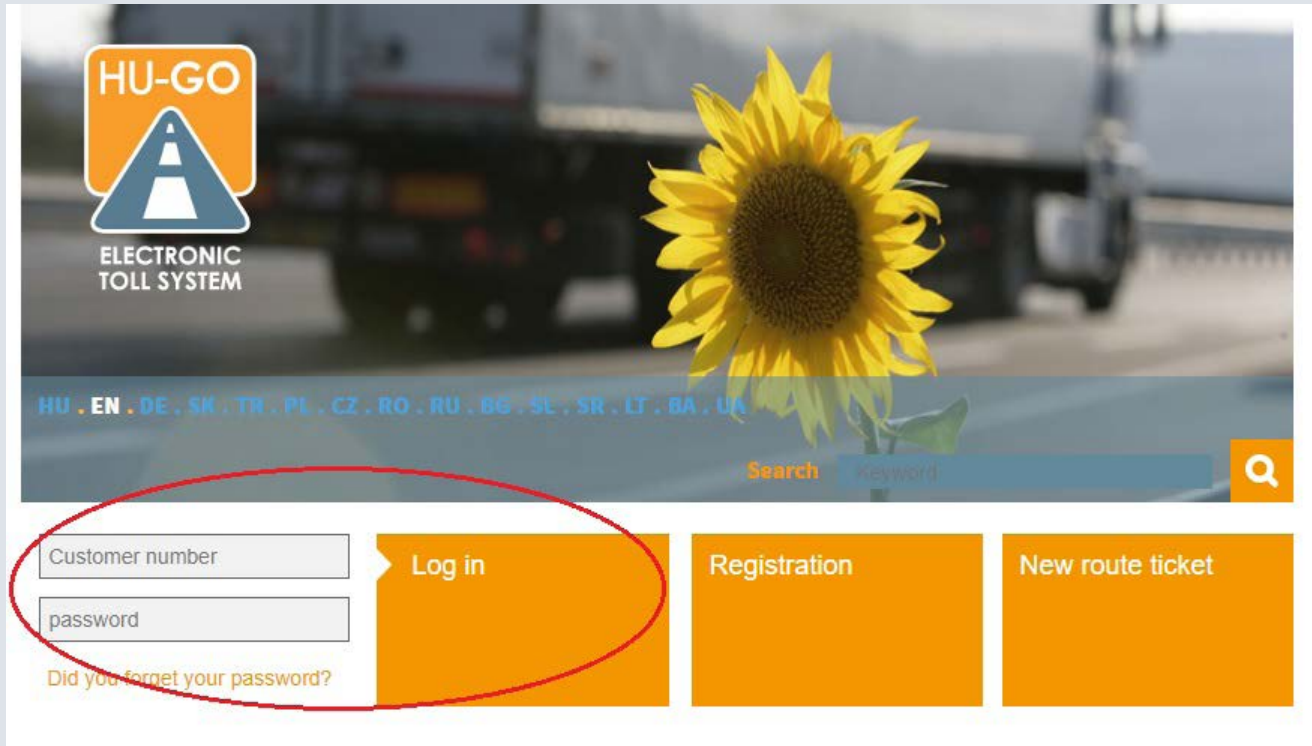




Промяна на данните за превозно средство
в системата **HU-GO**

MODIFICATION OF VEHICLE DATA

1. Отворете уебсайта: <https://hu-go.hu/>.
2. Влезте във вашия профил със своя "клиентски номер" и парола, които имате от предходно регистрирани превозни средства.



HU-GO
ELECTRONIC
TOLL SYSTEM

HU . EN . DE . SK . TR . PL . CZ . RO . RU . BG . SE . SR . LT . BA . UA

Search Keyword

Customer number

password

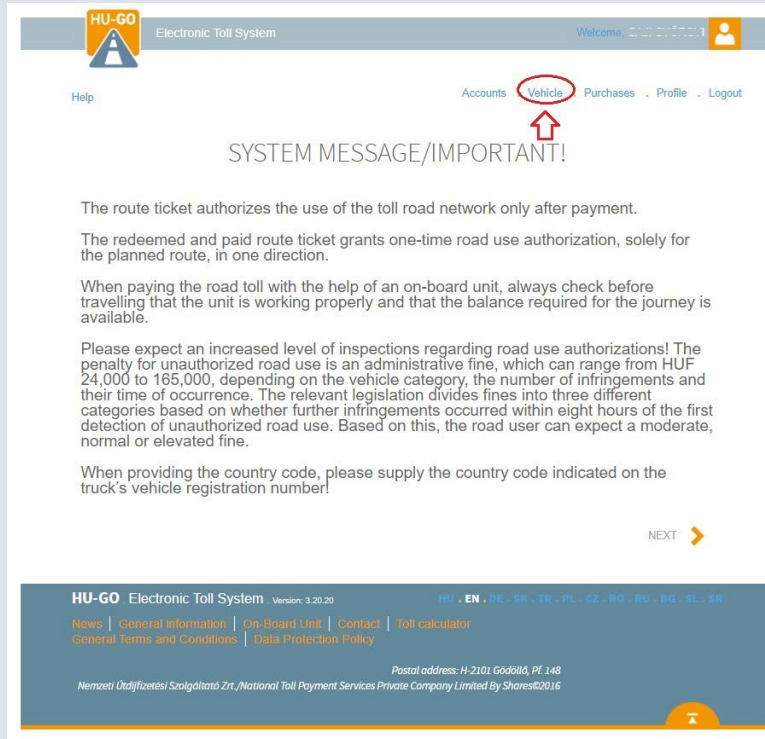
Did you forget your password?

Log in

Registration

New route ticket

3. След като сте влезнали в своя профил, натиснете “Vehicle”.



HU-GO Electronic Toll System Welcome, [username]

Help Accounts **Vehicle** Purchases Profile Logout

SYSTEM MESSAGE/IMPORTANT!

The route ticket authorizes the use of the toll road network only after payment.

The redeemed and paid route ticket grants one-time road use authorization, solely for the planned route, in one direction.

When paying the road toll with the help of an on-board unit, always check before travelling that the unit is working properly and that the balance required for the journey is available.

Please expect an increased level of inspections regarding road use authorizations! The penalty for unauthorized road use is an administrative fine, which can range from HUF 24,000 to 165,000, depending on the vehicle category, the number of infringements and their time of occurrence. The relevant legislation divides fines into three different categories based on whether further infringements occurred within eight hours of the first detection of unauthorized road use. Based on this, the road user can expect a moderate, normal or elevated fine.

When providing the country code, please supply the country code indicated on the truck's vehicle registration number!

NEXT >

HU-GO Electronic Toll System Version: 3.20.20 [HU](#) · [EN](#) · [DE](#) · [SK](#) · [TR](#) · [PL](#) · [CZ](#) · [RO](#) · [BG](#) · [SI](#) · [SR](#)

[News](#) | [General information](#) | [On-Board Unit](#) | [Contact](#) | [Toll calculator](#)
[General Terms and Conditions](#) | [Data Protection Policy](#)

Postal address: H-2101 Gödöllő, Pf. 148
Nemzeti Útdíjfizetési Szolgáltató Zrt./National Toll Payment Services Private Company Limited By Shares©2016

MODIFICATION OF VEHICLE DATA

4. На главната страница “**Vehicles attached to all accounts**”, изберете превозното средство ,чийто данни искате да промените и натиснете “**EDIT**”.

The screenshot shows the HU-GO Electronic Toll System interface. At the top, there is a header with the HU-GO logo, the text 'Electronic Toll System', and a user profile icon. Below the header, there are navigation links: 'Help', 'Accounts', 'Vehicle', 'Purchases', 'Profile', and 'Logout'. The main heading is 'Vehicles attached to all accounts'. There is a search bar labeled 'License plate number' with a 'SEARCH' button and a right arrow. Below the search bar is a table with the following columns: 'License plate number', 'Country code', 'Category', 'Euro code', 'OBU Operator', 'Phone number assigned to the vehicle', 'OBU ID', and 'Invalidated on-board unit'. The table contains one row of data. To the right of the table, there are three buttons: 'EDIT' (circled in red with a red arrow pointing to it), 'DELETE' (with a trash icon), and 'NEW' (with a plus icon).

MODIFICATION OF VEHICLE DATA

5. В отворения прозорец "Vehicle" попълнете всички задължителни полета, маркирани с "*". Изберете "Euro-code", "model" и "year of manufacture" от падащия списък и въведете " Vin number .

HU-GO Electronic Toll System Welcome

Help Accounts Vehicle Purchases Profile Logout

Vehicle

Edit vehicle data

Country code

Euro code*

Category J3 (with the use of Toll Declaration Operator)

Phone number assigned +

The only purpose of the phone number indicated below is that your toll declaration operator should call you or your colleague via this number, if it detects a problem with the on-board unit assigned to the vehicle. For more information about the service please contact your toll declaration operator.

Weight t

Axle weight t

Width m

Height m

Length m

Model*

Year of manufacture*

VIN number*

Upload vehicle registration certificate:

Other

* Mandatory fields

CANCEL SAVE

Тук трябва да прикачите копие от регистрационния талон на превозното в PDF или JPG файлов формат.

MODIFICATION OF VEHICLE DATA

Vehicle

Edit vehicle data - VEHICLE

Country code VEHICLE REGISTRATION (VEJ)

Euro code*

Category J3 (with the use of Toll Declaration Operator)

Phone number assigned +

The only purpose of the phone number indicated below is that your toll declaration operator should call you or your colleague via this number. If it detects a problem with the on-board unit assigned to the vehicle. For more information about the service please contact your toll declaration operator.

Weight t


Axle weight t

Width m


Height m

Length m


Model*


Mandatory fields * 


Year of manufacture*

Mandatory fields * 

VIN number*

Mandatory fields * 

Forgalmi engedély link [Scania vr 1.jpg](#) 

Forgalmi engedély link [Scania vr 2.jpg](#) 

* Mandatory fields

CANCEL SAVE >

Vehicle

Edit vehicle data - VEHICLE

Country code VEHICLE REGISTRATION (VEJ)

Euro code*

Category J3 (with the use of Toll Declaration Operator)

Phone number assigned +

The only purpose of the phone number indicated below is that your toll declaration operator should call you or your colleague via this number. If it detects a problem with the on-board unit assigned to the vehicle. For more information about the service please contact your toll declaration operator.

Weight t

Axle weight t

Width m


Height m

Length m


Model*

Year of manufacture*

VIN number*

Upload vehicle registration certificate* Nincs fájl kiválasztva 

Only Images in PDF and JPEG format may be uploaded.*

Other Nincs fájl kiválasztva 

* Mandatory fields

CANCEL SAVE >

6. Ако не сте попълнили всички задължителни полета маркирани с "!", ще получите съобщение за грешка, когато натиснете "Save". (Не можете да продължите, докато не въведете всичките задължителни данни.)

MODIFICATION OF VEHICLE DATA

7. След като попълните всички задължителни полета, натиснете **"Save"**, за да завършите промяната на данните на превозното средство

The screenshot shows the 'Edit vehicle data' form in the HU-GO Electronic Toll System. The form is titled 'Edit vehicle data - CZ1234ZC' and contains the following fields:


- Country code: Czech Republic (CZ)
- Euro code*: EURO6
- Category: J3 (with the use of Toll Declaration Operator)
- Phone number assigned to the vehicle: [Empty field]
- Weight: 0 t
- Axle weight: 0 t
- Width: 0 m
- Height: 0 m
- Length: 0 m
- Model*: SCANIA
- Year of manufacture*: 2018
- VIN number*: [Empty field]
- Upload vehicle registration certificate*: Fáj kiválasztása Scania vr 1.jpg
- Other: Fáj kiválasztása Scania vr 2.jpg

* Mandatory fields


CANCEL SAVE >

MODIFICATION OF VEHICLE DATA

Това съобщение от системата ще потвърди промяната




Electronic Toll System





Welcome, [GLEN HOLEM](#) 

[Help](#) [Accounts](#) [Vehicle](#) [Purchases](#) [Profile](#) [Logout](#)

Vehicle data saved.

Vehicles attached to all accounts

License plate number [SEARCH](#) 

License plate number	Country code	Category	Euro code	OBU Operator	Phone number assigned to the vehicle	OBU ID	Invalidated on-board unit	
 02120420	 CZ	J3	EURO6					EDIT  DELETE  NEW 